


INCREASE YOUR ANALYTICAL CONFIDENCE FOR POLAR COMPOUNDS



Agilent
CrossLab
From Insight to Outcome

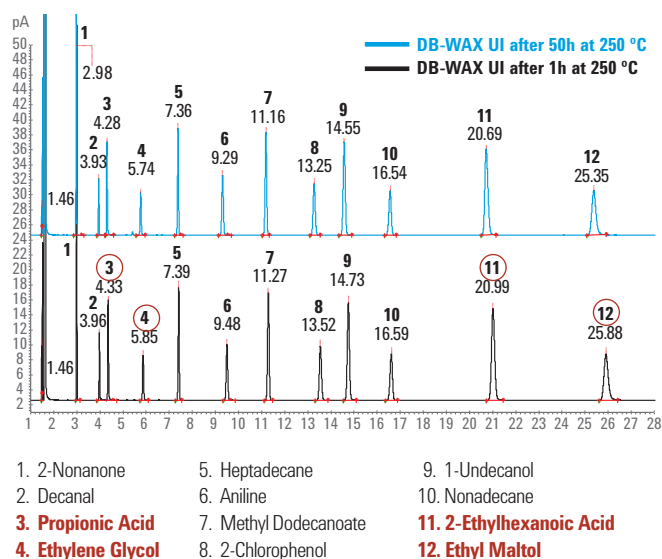
Agilent J&W DB-WAX Ultra Inert GC columns

For increasingly active polar analytes, you cannot afford adsorption caused by flow path activity. Having to repeat or verify suspect analyses wastes resources, hinders productivity, and hurts your bottom line. Unreliable results can also have serious implications in terms of the quality of the foods we eat—and the products we use every day.

Perform worry-free analysis of polar compounds with NEW Agilent J&W DB-WAX Ultra Inert GC columns

DB-WAX Ultra Inert GC columns deliver excellent inertness with more reliable peak shape and better longevity performance than competitive WAX columns. These innovative columns let you:

- **Spend less time on troubleshooting and reruns:** DB-WAX UI GC columns deliver excellent peak shape and reproducibility, lower detection limits, and better retention time stability.
- **Save money on columns:** Extended inertness lifetime withstands repeated temperature cycling.
- **Stop prequalifying columns:** Specific inertness testing guarantees out-of-the-box performance for every DB-WAX UI GC column.
- **Implement quickly:** DB-WAX UI GC columns have the same selectivity as Agilent J&W DB-WAX GC columns. That means you can easily upgrade to Ultra Inert performance—without recreating existing compound libraries.



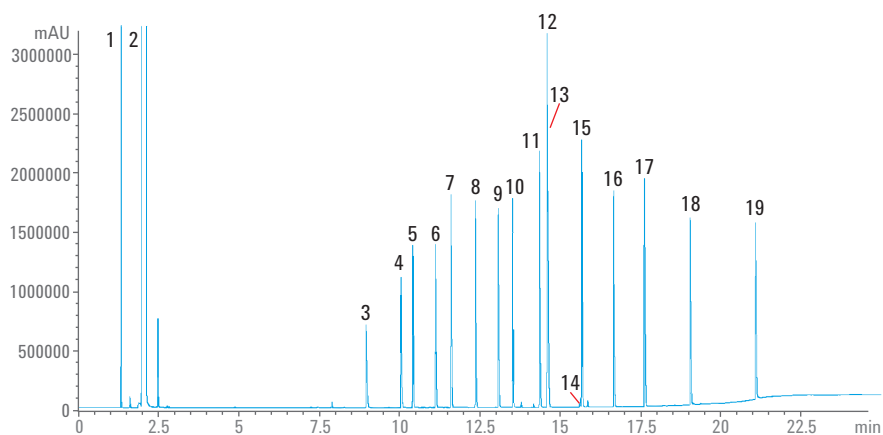
Outstanding inertness, even after 50 hours of exposure at 250 °C:

The DB-WAX Ultra Inert GC test mix contains strong inertness probes—including decanal, propionic acid, 2-ethylhexanoic acid, and ethyl maltol—to ensure consistent inertness for your most demanding analysis of polar compounds.

Excellent peak shape for acidic compounds

- No need to run a separate FFAP column
- Standardize on DB-WAX UI to broaden your application range
- Same selectivity as DB-WAX: Upgrade to Ultra Inert with minimal validation—and without modifying existing compound libraries that are based on DB-WAX selectivity

Free fatty acid mix on DB-WAX UI



DB-WAX UI: excellent peak shape for this mixture of free fatty acids.

Peak identification:

- | | | | |
|----------------------|-------------------------|---------------------------|--------------------------------------|
| 1. Methane | 6. Butyric Acid | 11. 4-Methylhexanoic Acid | 16. Nonanoic Acid |
| 2. Acetone (solvent) | 7. Isovaleric Acid | 12. 2-Ethylhexanoic Acid | 17. Decanoic Acid |
| 3. Acetic Acid | 8. Valeric Acid | 13. Heptanoic Acid | 18. Undecylenic Acid |
| 4. Propionic Acid | 9. 4-Methylvaleric Acid | 14. Pyruvic Acid | 19. Myristic Acid
(Tetradecanoic) |
| 5. Isobutyric Acid | 10. Hexanoic Acid | 15. Octanoic Acid | |



DB-WAX Ultra Inert GC columns: Part of the Agilent Inert Flow Path

By minimizing activity along every step of the GC and GC/MS flow path, Agilent Inert Flow Path solutions improve system performance, ensure better results, and allow you to process more samples without unplanned maintenance and recalibration. So you won't miss a thing in your GC analysis.

Ordering guide

ID (mm)	Length (m)	Film (µm)	Part No.	
DB-WAX Ultra Inert				
0.10	10	0.10	127-7012UI	
0.18	20	0.18	121-7022UI	
		0.30	121-7023UI	
0.20	25	0.20	128-7022UI	
	0.25	15	0.25	122-7012UI
		30	0.25	122-7032UI
0.25	60	0.50	122-7033UI	
		0.25	122-7062UI	
		0.50	122-7063UI	
		0.25	123-7012UI	
0.32	15	0.25	123-7032UI	
	30	0.25	123-7033UI	
		0.50	123-7033UI	
0.53	60	0.25	123-7062UI	
		0.50	123-7063UI	
		1.00	125-7012UI	
0.53	30	0.25	125-7031UI	
		0.50	125-7037UI	
		1.00	125-7032UI	
		1.00	125-7062UI	

For more information, or to order now, visit
www.agilent.com/chem/DBWAXUI

Complete your Inert Flow Path
with all required supplies, visit:
www.agilent.com/chem/UISupplies

Learn how to boost
your GC workflow productivity,
running more analyses in less time.
www.agilent.com/chem/productivityGC

Agilent Products are for Research Use Only.
Not for use in diagnostic procedures.
Information, descriptions and specifications in this
publication are subject to change without notice.

© Agilent Technologies, Inc. 2016
Published in USA, March 4, 2016
5991-6701EN